

Intermediate Music

Module 4

Blackline Master

This blackline master package, which includes student worksheets and materials for teachers to make their own overhead transparencies or photocopies, is designed to accompany Open School BC's Intermediate Music course. The course and blackline master were developed by BC teachers, instructional designers, graphic artists, and multimedia experts.

Please note that the rights to reproduce materials from this Blackline Master is restricted to the individual purchaser. Teachers may reproduce solely for use with their own classes.

Acknowledgements

Graphics and textual content from "Enjoy the Recorder, Descant Tutor Book 1A" by Brian Bonsor. Copyrighted 1981 Schott & Co. Ltd., London. All Rights Reserved. Used by permission of European American Music Distributors LLC, Canadian and US agent for Schott & Co. Ltd., London.

Project Manager: Eleanor Liddy

Instructional Designer: Anne Stack

Writers: Judy Hawkins, Margaret Stobie

Copy Editor: Cindy John

Copyright: Ilona Ugro

Graphic Coordinator: Janet Bartz

Illustrator: Margaret Kernaghan

Music: Rowland Amos

Production Technician: Sharon Barker

© 2005 by Open School BC


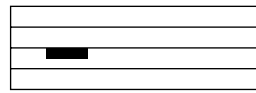
All rights reserved. No part of this publication may be reproduced or transmitted in any form or by any means, electronic or digital, without written permission from Open School BC. Reproducing passages from this publication by photographic, electrostatic, mechanical, or digital means without permission is an infringement of copyright law.



Module 4

Lesson A—Matching Rests with Beats

Draw a line to match the rests with the notes that have the same beats.






Module 4

Lesson F—Tie or Slur

Look at each bar of music. Print the word **tie** or **slur** beside the appropriate bar of music.

1.  _____

5.  _____


2.  _____

6.  _____

3.  _____

7.  _____

4.  _____

8.  _____

